


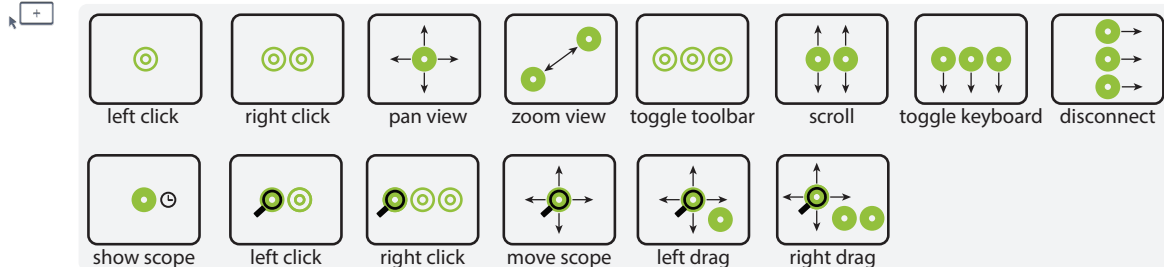














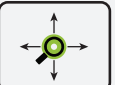

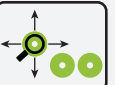
Gesture Quick Reference

 finger held
  finger tap
  finger with scope control

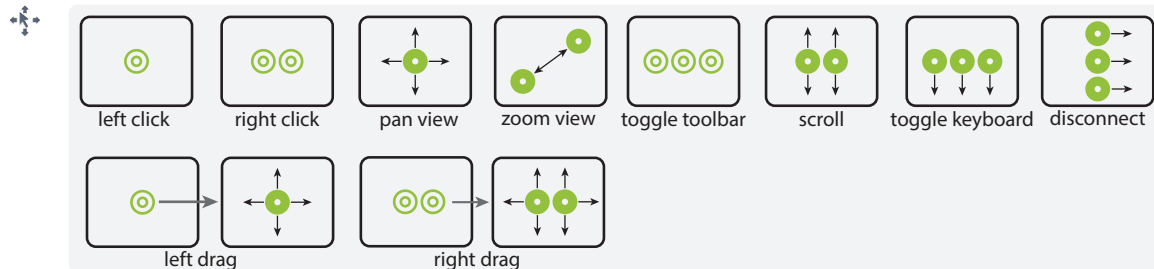
scope mode named after the "scope" shown to give precise control of the mouse cursor. To get control of the scope hold one finger down.







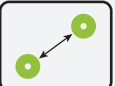

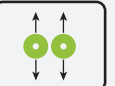
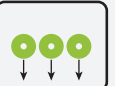





 left click	 right click	 pan view	 zoom view	 toggle toolbar	 scroll	 toggle keyboard	 disconnect
 show scope	 left click	 right click	 move scope	 left drag	 right drag		

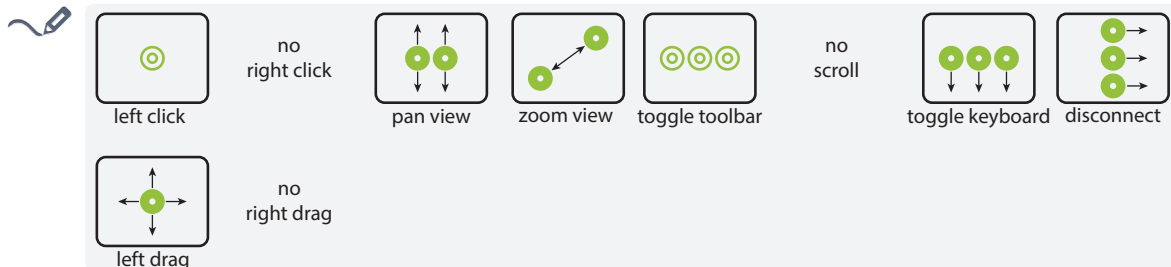
pointer mode allows to directly displace the mouse cursor.










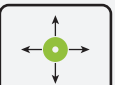


 left click	 right click	 pan view	 zoom view	 toggle toolbar	 scroll	 toggle keyboard	 disconnect
 left drag	 right drag						

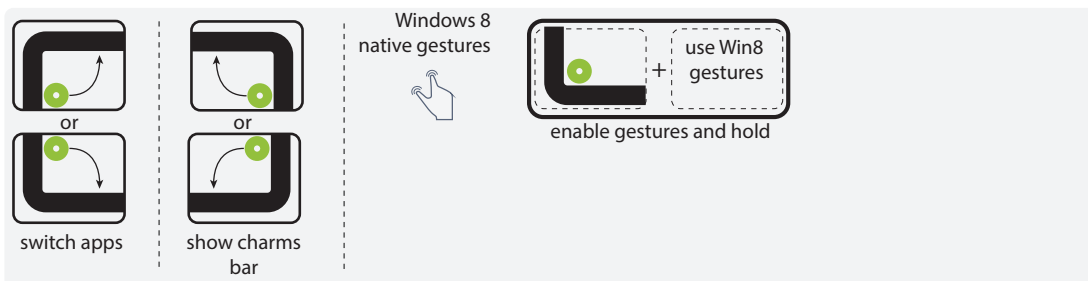
draw mode primarily aims at direct manipulation e.g. clicking through slides, drawing into a canvas, ...




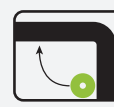

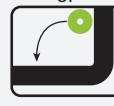



 left click	no right click	 pan view	 zoom view	 toggle toolbar	no scroll	 toggle keyboard	 disconnect
 left drag	no right drag						


Windows 8 native gestures are supported in all mouse modes. The additional corner gestures allow a more comfortable handling.



Windows 8 native gestures

 switch apps	or	 show charms bar
 switch apps	or	 show charms bar



 + use Win8 gestures
 enable gestures and hold

NOTE: 3 finger gestures will not work if you have Apple's "Zoom" accessibility feature enabled! In that case you might use the corresponding buttons within the iTap Utility Bar instead. Make sure that the "Utility Bar" is set to "Initially On" in your bookmark's advanced settings.