


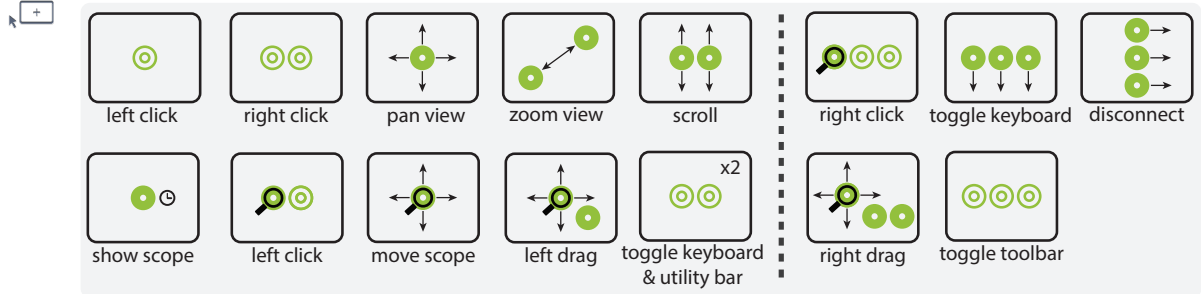


Gesture Quick Reference for Android Devices

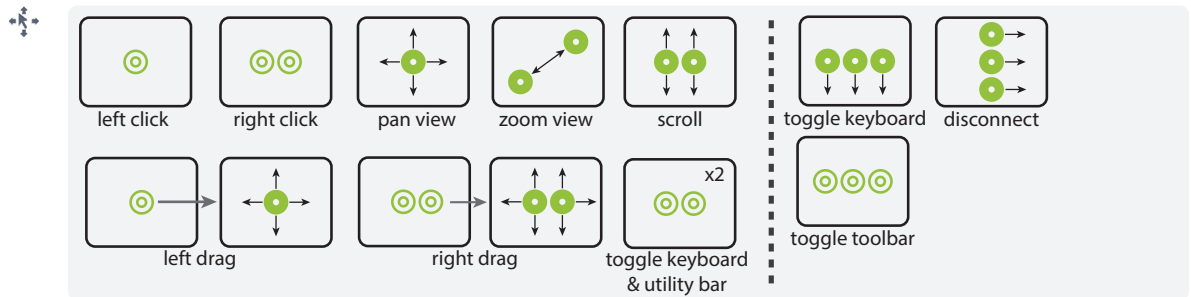
 finger held
  finger tap
  finger with scope control

scope mode named after the "scope" shown to give precise control of the mouse cursor. To get control of the scope hold one finger down.



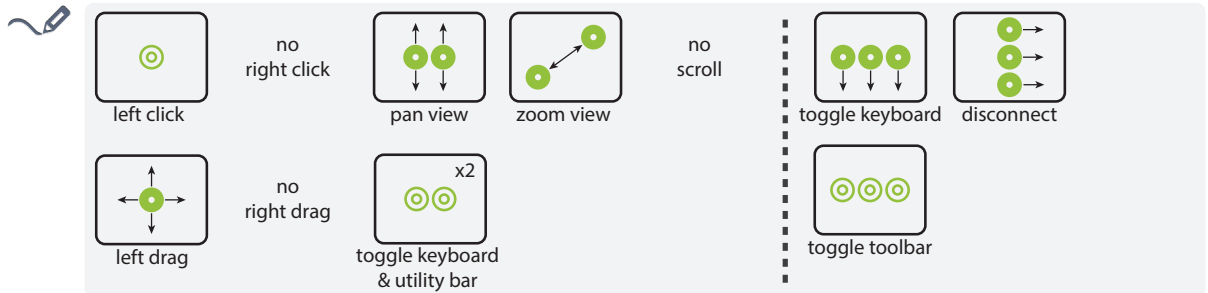
A grid of gesture icons for scope mode. The first row contains: left click (one finger tap), right click (two finger taps), pan view (one finger held with four arrows), zoom view (two fingers held with a diagonal arrow), scroll (two fingers held with vertical arrows), right click (one finger held with scope control and two finger taps), toggle keyboard (three finger taps), and disconnect (three fingers held with arrows). The second row contains: show scope (one finger held with scope control and a plus icon), left click (one finger held with scope control and one finger tap), move scope (one finger held with scope control and four arrows), left drag (one finger held with scope control and one finger held with four arrows), toggle keyboard & utility bar (two finger taps with 'x2'), right drag (one finger held with scope control and one finger held with four arrows), and toggle toolbar (three finger taps).

pointer mode allows to directly displace the mouse cursor.



A grid of gesture icons for pointer mode. The first row contains: left click (one finger tap), right click (two finger taps), pan view (one finger held with four arrows), zoom view (two fingers held with a diagonal arrow), scroll (two fingers held with vertical arrows), toggle keyboard (three finger taps), and disconnect (three fingers held with arrows). The second row contains: left drag (one finger held with four arrows), right drag (two finger taps with four arrows), toggle keyboard & utility bar (two finger taps with 'x2'), and toggle toolbar (three finger taps).

draw mode primarily aims at direct manipulation e.g. clicking through slides, drawing into a canvas, ...



A grid of gesture icons for draw mode. The first row contains: left click (one finger tap), no right click (text), pan view (one finger held with four arrows), zoom view (two fingers held with a diagonal arrow), no scroll (text), toggle keyboard (three finger taps), and disconnect (three fingers held with arrows). The second row contains: left drag (one finger held with four arrows), no right drag (text), toggle keyboard & utility bar (two finger taps with 'x2'), and toggle toolbar (three finger taps).

NOTE: Not all Android devices may recognize three or more fingers gestures.